



NOTEBOOK COOLER USER GUIDE

N1



www.deepcoolglobal.com

Pre-Use Note

1. Check the product condition before use. In case of any problem, please contact your retailer.
2. To ensure product lifespan, please do not use on uneven or vibrating surfaces.
3. To ensure fan performance, please do not interrupt the air inlets or obstruct the fan rotation.
4. All specifications subject to change without notice.
5. Under no condition shall Deepcool be liable for any indirect, incidental or consequential damages arising from any defect or error in this manual or product.
6. For more information for this product, please visit our website: www.deepcoolglobal.com.

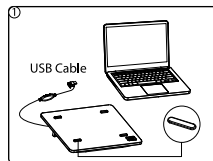
Specifications

Overall Dimension	260X350X26mm
Fan Dimension	Φ180X15mm
Weight	700g
Rated Voltage	5VDC
Operating Voltage	4.5~5VDC
Starting Voltage	2.8VDC
Rated Current	0.12±10%~0.22±10%A
Power Input	0.5~1.1W
Fan Speed	600±150~1000±10%RPM
Max. Air Flow	84.7CFM
Noise Level	16~20dB(A)
Bearing Type	Hydro Bearing

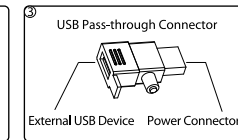
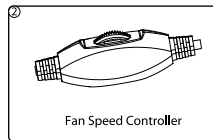
Components List



How to Use



- ① Connect N1 with notebook using the USB cable.
 - ② Adjust the fan speed by the fan speed controller.
 - ③ USB pass-through connector: Plug the power connector with notebook, and connect external USB device to the other USB port.
- Note: If necessary, you can stick the anti-slip buckles on the front mesh panel to prevent your notebook from sliding.



Appearance Patent NO. : 201130343761.4

Brands and designs are trademarks from Beijing Deepcool Industries Co., Ltd.
All rights reserved.

Beijing Deepcool Industries Co., Ltd.

MADE IN CHINA